


## AIR FLOW

A magnetic ceramic steel writing board with white bevelled edges instead of a traditional frame. The unique soft shape consists of a continuous curved line that gives the board a subtle flowing look. Designed by HALLEROED.


Concealed fittings  
 Depth from wall 16 mm  
 Magnetic ceramic steel writing surface  
 Cradle to Cradle certified ceramic steel  
 30-year warranty on the writing surface

Article number	Name	Size w x h mm	Weight kg
27826AIR-F	Air Flow	990 x 1190	14
27827AIR-F	Air Flow	1490 x 1190	21
27828AIR-F	Air Flow	1990 x 1190	28


Matte, semi-matte and coloured surface + 35 %



990 x 1190  
27826AIR-F



1490 x 1190  
27827AIR-F



1990 x 1190  
27828AIR-F